

USER MANUAL

MJ-FIVE POINT BELT



It is important to read this manual before installation and use of MJ-Five Point belt as well as the advice given on the safety and use followed to ensure the optimal utilization of the MJ-Five Point belt.

MJ-Five Point belt is designed for use in the positioning of PWD that causes uncontrolled movements, or for active persons who run the risk of leaving the seat in a vehicle, -the standard safety belt which may cause a risk of falling or ejection during transport.

- The MJ-Five Point belt is designed and tested in accordance with DS/EN ISO 10525:2007 Personnel lifting for disabled persons – Requirements for test methods.
- The test is performed as a static test, the specified person weight for use, with a safety factor of 2, is set at 220 kg.

MJ-Five Point belt is used in connection with a seat with backrest which is attached to the vehicle.

MJ-Five Point belt designed for use by children and adult.

MJ-Five Point belt is NOT a safety belt, but a positioning belt to ensure the person proper location on the seat.

MJ-Five Point belt be used for any purpose other than described, the CE marking and warranty are only valid to the manufacturer's written approval.

Table of Contents

1. CE Declaration of Conformity.
2. The use
3. Use with harness pillow, harness with backrest and safety seat.
4. Maintenance.
5. Warranty.

USER MANUAL MJ-FIVE POINT BELT

2. The use:



Open seat belt click locks and put the belt around the seat



Place the triangular assembly plate high on the back of the seat backrest, close the lock and set the belt.



Lock the horizontal belt at the back



Place the person in the seat and adjust the shoulder-, hip- and crotch belts loosely around the person.

USER MANUAL MJ-FIVE POINT BELT




Ensure that relief cushions fit right where the belts have contact with the body



Assembly of three-point seatbelt buckles.



Place the person in the MJ-Five point belt.



Close the lock and fine-tune the the belt.

1. Set the crotch belt so that the clip seal is located on the lower part of the abdomen above pelvic bones. The setting is made on the back of the seat backrest.
2. Adjust the shoulder belts; this is going on the front.
3. Adjust the hip belt, which is at the back of the seat backrest.
4. Make sure the belt is not too tight, there may be an adult flat hand between the belt and the person.

Safety:

When the person is placed and fixed by MJ-Five point belt put on the vehicle's seat belt around the person, in accordance with regulations for the transport of children and adolescents.


Never leave children or unattended, when they are fixed with MJ-Five point belt.



3. Use with harness pillow, harness pillow with backrest and safety seat.

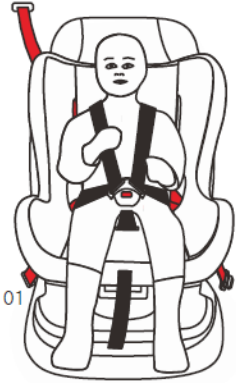


The seat cushion is placed on the vehicle seat
The MJ-Five point belt harness is placed around the vehicle seat and under the vehicle seat belt, as shown in section 2.



The seat cushion with backrest is placed on the vehicle seat
The MJ-Five point belt harness is placed around the vehicle seat, under the vehicle's seat belt, as shown in section 2.

USER MANUAL MJ-FIVE POINT BELT



The MJ-Five Point harness is not ideal for use in the car seat; If the MJ-Five-point harness is used, the locks and straps must be free of each other. The child seat is placed and fixed as described in its instruction manual, this can be accomplished by the use of the vehicle's safety belt or Isofix fitting.

The MJ-Five-point belt harness is placed under the car seat's approved seat belt and fastened around the car seat and backrest.

4.Maintenance.

MJ-Five point belt is made of polyamide and the breast pad is made of synthetic leather *MJ-Five point belt can be washed at 40°C, do not uses tumble dryer for drying after wash.*

Daily maintenance before use, inspect MJ-Five point belt for damage and wear, also check the locks functions.

MJ-Five point belt must be send for repair, if there are any damage or wear.

Disposal.

When MJ-Five point belt sh.ould no longer be used, this can be sent for destruction of recyclable ferrous waste and combustibile material.

5.Warranty.

The manufacturer's warranty covers manufacturing, materials and function of the equipment supplied. The warranty is applicable when the equipment is operated in accordance with instructions for use and for the purpose for which the equipment is delivered.

The warranty covers repair of defects in the equipment supplied, and not possible effects caused by these.

All repairs and replacement of components during the warranty period shall not be made without prior consent and approval of the manufacturer.

The warranty period is under current law or as agreed in the order confirmation.

USER MANUAL
MJ-FIVE POINT BELT