



It is important to read this manual before installation and use of MJ-Easytravel belt as well as the advice given on the safety and use followed to ensure the optimal utilization of the MJ-Easytravel belt.

MJ-Easytravel belt is designed for use in the positioning of PWD that causes uncontrolled movements, or for active persons who run the risk of leaving the seat in a vehicle, -the standard safety belt which may cause a risk of falling or ejection during transport.

- The Easytravel belt is designed and tested in accordance with DS/EN ISO 10525:2007 Personnel lifting for disabled persons – Requirements for test methods.
- The test is performed as a static test, the specified person weight for use, with a safety factor of 2, is set at 220 kg.

MJ-Easytravel belt is used in connection with a seat with backrest which is attached to the vehicle.

MJ-Easytravel belt designed for use by children and adult.

MJ-Easytravel belt is NOT a safety belt, but a positioning belt to ensure the Person proper location on the seat.

Table of Contents

1. CE Declaration of Conformity.
2. The use
3. Use with harness pillow, harness pillow with backrest and safety seat.
4. Maintenance.
5. Warranty

1. CE Declaration of Conformity

<p>CE Declaration of Conformity</p>	<p>CE</p>
<p>MJ Autosadelmager Holmstrupvej 250 8210 Århus V</p>	
<p>Hereby declares that MJ-Easytravel belt is manufactured in accordance with the Regulation (EU) 2016/425 of the Parliament and the Council of 9. march 2016 on personal protective equipment cat. II.</p>	
<p>MJ-Easytravel belt is designed for positioning of PWD that causes uncontrolled movements, or for active persons who run the risk of leaving the seat in a vehicle, -the standard safety belt which may cause a risk of falling or ejection during transport.</p>	
<p>Furthermore, the product is subject to the following standards and circulars: DS/EN 12182:2012 Assistive products for persons with disability. General requirements and test methods. ISO 13688:2013. Protective Clothing – General requirements. EN 13210:2004. Childcare articles. Children´s safety harnesses reins, and similar type articles. Safety requirements and test methods. EN 365 General requirements for the use, maintenance, periodic inspection, repair, marking and packaging. Danish Working Environment Authority, Bek. No 210 of 14/03/2018, about Personal protection and safety.</p>	
<p>DK8210 Århus V, date 19.07.2020.</p> <p style="text-align: center;">Morten Jespersen</p>	

2. The use:



The belt is designed as a vest, the person is dressed in the vest and the vest is closed.



Crotch strap buttoned with the vest buttons on the front of the vest




Crotch strap with a lock is inserted between the seat and the backrest, and top strap attached to the vest, is placed over the back of the seat.



Place the person in the seat and adjust the crotch strap around the person and lock the snap lock.



Place the 2 horizontal straps attached to the vest around the backrest, set and lock them.



The person is now fixed in the seat. Make sure the belt is closed and adjusted.

- 1 Set the crotch strap, not too tight. The setting is made on the back of the seat backrest and allowed it to be that tight a flat hand can be placed under the belt.
- 2 Set the hip strap with lock around the seat, the adjustment takes place on the back of the seat backrest and allowed it to be that tight a flat hand can be placed under the strap.

Safety:

When the person is placed and positioned by MJ-Easytravel belt, put on the vehicle's safety seat belt around the person, in accordance with regulations for the transport of children and adolescents.


Never leave children or young people unattended, when they are fixed with MJ-Easytravel belt.



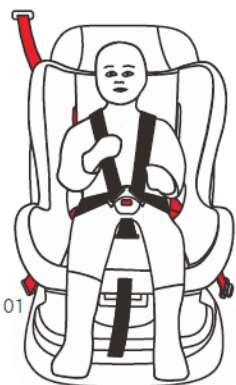
3. Use with harness pillow, harness pillow with backrest and safety seat.



The seat cushion is placed on the vehicle seat
The MJ-Easytravel belt harness is placed around the vehicle seat and under the vehicle seat belt, as shown in section 2.



The seat cushion with backrest is placed on the vehicle seat
The MJ-Easytravel belt harness is placed around the vehicle seat, under the vehicle's seat belt, as shown in section 2.



The child seat is placed and fixed as described in its instruction manual, this can be accomplished by the use of the vehicle's safety belt or Isofix fitting.
The MJ-Easytravel belt harness is placed under the car seat's approved seat belt and fastened around the car seat and backrest.

4.Maintenance.

Daily maintenance before use, inspect MJ-Easytravel belt for damage and wear, also check the locks functions.

MJ-Easytravel belt must be send for repair, if there are any damage or wear.

MJ-Easytravel belt is made of breathable 90% cotton and 10% viscose.

MJ-Easytravel belt can be washed at 40°C, do not use tumble dryer for drying after wash.

Disposal.

When MJ-Easytravel belt should no longer be used, this can be sent for destruction of recyclable ferrous waste and combustible material.

5.Warranty.

The manufacturer's warranty covers manufacturing, materials and function of the equipment supplied. The warranty is applicable when the equipment is operated in accordance with instructions for use and for the purpose for which the equipment is delivered.

The warranty covers repair of defects in the equipment supplied, and not possible effects caused by these.

All repairs and replacement of components during the warranty period shall not be made without prior consent and approval of the manufacturer.

The warranty period is under current law or 2 years from the date of production.

OnConsult, 19.07.2020.

Translation of the original user manual.